



# Flight Leaseback Pro

Aircraft Leaseback Management Software  
Built specifically for Flight Schools  
By Mauli Systems, Inc.



By Kashyap Shukla  
Principal Consultant, OCP  
Mauli Systems, Inc.

[www.mauli.com](http://www.mauli.com)



# Business Problem Statement

- Most flight schools lease their aircraft from individual or institutional investors (lessors). As part of these leasing arrangements, flight schools are required to provide comprehensive monthly reports to lessors, including flight activity, operating expenses, management fees, taxes, net revenue, aircraft utilization, and other key financial and operational metrics.
- Today, this reporting process is largely manual. Data is extracted from multiple operational and financial systems, then consolidated and reconciled using spreadsheets such as Microsoft Excel. This fragmented approach consumes significant time and resources, increases the risk of human error, and often results in inconsistent or delayed reporting.



# Business Problem Statement

- The lack of an automated reporting solution not only impacts operational efficiency but also limits transparency for lessors, delays decision-making, and increases administrative costs. As flight schools grow their fleets and investor base, the manual reporting process becomes increasingly difficult to scale.
- This approach presents several challenges:
  - Manual data collection and consolidation consume significant staff time.
  - Spreadsheet-based reporting is prone to human error and inconsistencies.
  - Report generation is slow, delaying the delivery of critical financial information to lessors.
  - Limited automation reduces transparency and makes auditing and reconciliation more difficult.
  - The overall reporting process increases operational costs and limits scalability as the fleet and investor base grow.



# Business Problem Statement

- There is a clear need for an automated reporting solution that integrates data from multiple source systems, standardizes report generation, and delivers accurate, timely, and transparent reports to aircraft lessors. Such a solution would reduce administrative effort, improve data accuracy, enhance investor confidence, and enable flight schools to focus on their core business operations.
- Flight Leaseback Pro solution is an integrated reporting platform that unifies data from multiple source systems, validates information, and generates standardized monthly reports would significantly reduce manual effort, improve accuracy, enhance transparency, and deliver timely insights for both flight schools and aircraft lessors.

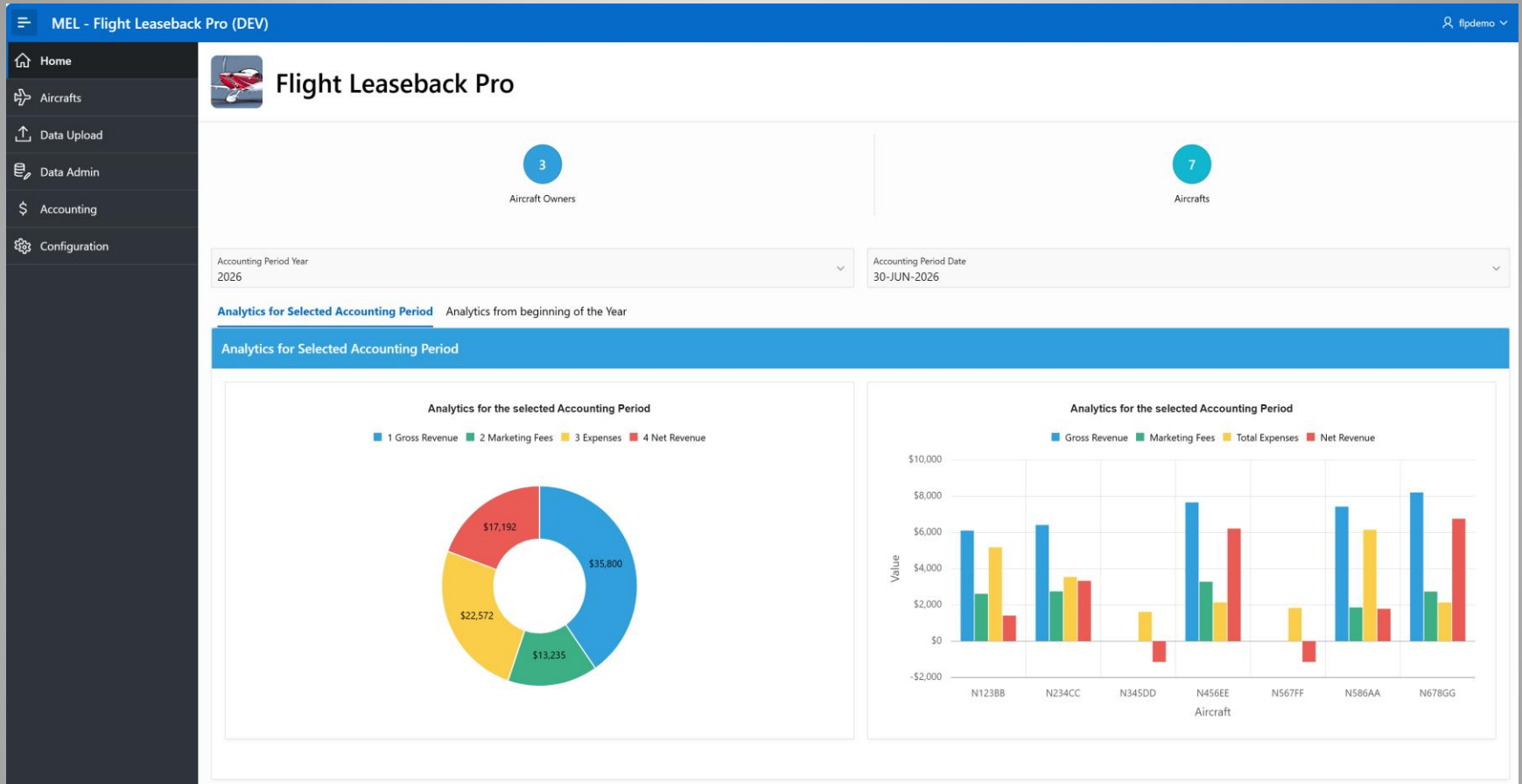


# The Difference

Traditional Process	Flight Leaseback Pro
Compile Data in Excel Manually	Automated workflows to upload and validate the datasets
Manual process – error prone – no validation	Secure cloud platform
Time Consuming	Real-time reporting
Missed deadlines	Auto generate reports and emails
Raises more questions by investor, when not enough details are provided	With Net Sheet in the marketing report, which provides details from the beginning of leaseback, every month. Which reduces inquiries.



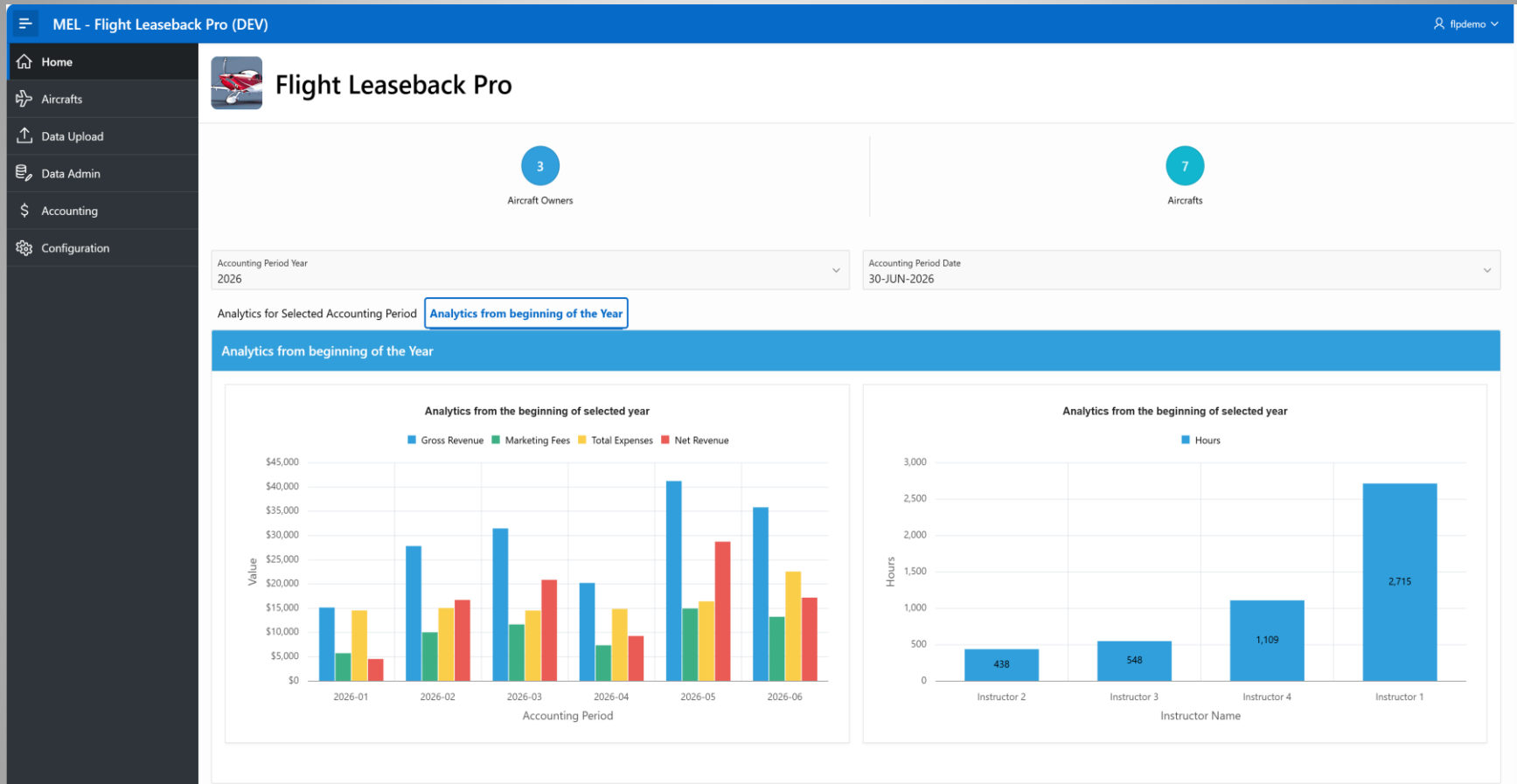
# Flight Leaseback Pro - Dashboard



Note: Accounting information is only available to the user who has been granted accounting role.



# Flight Leaseback Pro - Dashboard



Note: Accounting information is only available to the user who has been granted accounting role.



# Flight Leaseback Pro – Aircraft Detail

MEL - Flight Leaseback Pro (DEV) flpdemo

Home  
Aircrafts  
Data Upload  
Data Admin  
Accounting  
Configuration

Aircrafts \

## Aircraft Information

Show All Edit Aircraft N586AA Aircraft Periodic Fees Aircraft Revenues Aircraft Expenses Aircraft Documents

**Edit Aircraft N586AA**

Registration Tail No N586AA	Aircraft Owner Id Dave	
Aircraft Description 2026 Cirrus SR20 G7+	Aircraft Notes 2026 Cirrus SR20 G7+	Aircraft Owner Use to Include in Calculating Marketing Fee ? <input type="radio"/> No <input checked="" type="radio"/> Yes
Aircraft Picture		
Aircraft Eff Date 01-JAN-1900	Aircraft Term Date 31-DEC-9999	
Audit Information		

Cancel

## Note:

Drill-down display an aircraft related information and allows to edit if you have proper permissions. Tabs are collapsable and expandable.



# Flight Leaseback Pro – Aircraft Detail


MEL - Flight Leaseback Pro (DEV) flpdemo

Home  
Aircrafts  
Data Upload  
Data Admin  
Accounting  
Configuration

Aircrafts \

## Aircraft Information

**Aircraft Picture**



Aircraft Picture

Aircraft Eff Date: 01-JAN-1900      Aircraft Term Date: 31-DEC-9999

**Audit Information**

Created By: MSI	Created On: 28-JUN-2026 06:05PM
Updated By: ADMIN@MELEMO.COM	Updated On: 28-JUN-2026 07:35PM

Cancel

Note:  
Allows you to upload aircraft picture.  
Also, each dataset maintains audit information .



# Flight Leaseback Pro - Aircraft Detail

MEL - Flight Leaseback Pro (DEV) ipdemo

Home  
Aircrafts  
Data Upload  
Data Admin  
Accounting  
Configuration

Aircrafts \

## Aircraft Information

Show All Edit Aircraft N586AA **Aircraft Periodic Fees** Aircraft Revenues Aircraft Expenses Aircraft Documents

**Aircraft Periodic Fees**

Search: All Text Columns  Go Actions

<input type="checkbox"/>	Periodic Fees Type Id ↑=1	Aircraft Periodic Fees Desc	Aircraft Periodic Fees Note	Aircraft Periodic Fees	Aircraft Periodic Fees Eff Date ↑=2
<input type="checkbox"/>	Fuel Surcharge if fuel exceeds certain price per gallon	Fuel Surcharge	Fuel Surcharge	25	01-JAN-2026
<input type="checkbox"/>	Hourly Aircraft Rate	Aircraft Rent	Aircraft Rent	425	01-JAN-2026
<input type="checkbox"/>	Hourly Aircraft Rate	Revised Aircraft Rent Starting 18 -JUN-2026	Revised Aircraft Rent Starting 18 -JUN-2026	450	18-JUN-2026
<input type="checkbox"/>	Marketing Fees Percentage	Marketing Fees Percentage	Marketing Fees Percentage	20	01-JAN-2026
<input type="checkbox"/>	Monthly Hangar Rent	Hangar Rent	Hangar Rent	750	01-JAN-2026
<input type="checkbox"/>	Monthly Management Fees for Service Plan	Monthly Management Fees for Service Plan	Monthly Management Fees for Service Plan	0	01-JAN-2026
<input type="checkbox"/>	Monthly Parking Fees	Monthly Parking Fees	Monthly Parking Fees	0	01-JAN-2026
<input type="checkbox"/>	Sales Tax Percentage	Sales Tax Percentage	Sales Tax Percentage	6.625	01-JAN-2026

Total 8

Note: Need to configure aircraft periodic fees, such as rent, hangar/tiedown rent, fuel surcharge (if any applies for specific timeframe), Marketing fee and sales tax %.

These are periodic fees, which can change within the accounting period, where you just need to enter another entry with new effective date.



# Flight Leaseback Pro - Aircraft Detail

MEL - Flight Leaseback Pro (DEV) ipdemo

Home  
Aircrafts  
Data Upload  
Data Admin  
Accounting  
Configuration

## Aircraft Information

Show All Edit Aircraft NS86AA Aircraft Periodic Fees **Aircraft Revenues** Aircraft Expenses Aircraft Documents

### Aircraft Revenues

1. Primary Report Rows 15 Actions

Group By

Flight Month End Date	Sum Flight Hours	Sum Revenue Amount	Sum Owner Flown Revenue Amount	Sum Fuel Surcharge Amount	Sum Tax Amount	Sum Marketing Fee
31-JAN-2026	13.0	\$3,782.50	\$722.50	\$77.50		\$772.00
28-FEB-2026	24.7	\$7,650.00	\$1,615.00	\$187.50		\$1,567.50
31-MAR-2026	23.8	\$6,757.50	\$1,105.00	\$127.50		\$1,377.00
30-APR-2026	22.1	\$4,802.50	\$595.00	\$67.50		\$974.00
31-MAY-2026	41.5	\$11,390.00	\$2,337.50	\$262.50		\$2,330.50
30-JUN-2026	31.0	\$9,085.00	\$2,525.00	\$197.50		\$1,856.50
	<b>156.1</b>	<b>\$43,467.50</b>	<b>\$8,900.00</b>	<b>\$920.00</b>		<b>\$8,877.50</b>

1 - 6 of 6

Note: Aircraft Revenues Tab displays summary of accounting numbers per month as a primary report. All such interactive reports can be customized and saved for future use by end user.



# Flight Leaseback Pro - Aircraft Detail

MEL - Flight Leaseback Pro (DEV) ifpdemo

Home  
Aircrafts  
Data Upload  
Data Admin  
Accounting  
Configuration

Aircrafts \

## Aircraft Information

Show All Edit Aircraft N586AA Aircraft Periodic Fees **Aircraft Revenues** Aircraft Expenses Aircraft Documents

Aircraft Revenues

Go 2, Aircraft Revenue Details Rows 15 Actions

Alternative Default: Aircraft Revenue Details

Flight Month End Date	Flight Date	Registration Tail No	Hobbs Out	Hobbs In	Flight Hours	Revenue Amount	Owner Flown Revenue Amount	Fuel Surcharge Amount	Tax Amount	Marketing Fee
31-JAN-2026	10-JAN-2026	N586AA	25.1	25.6	.5					\$0.00
31-JAN-2026	12-JAN-2026	N586AA	25.6	26.3	.7	\$297.50				\$59.50
31-JAN-2026	14-JAN-2026	N586AA	26.3	27.3	1	\$425.00				\$85.00
31-JAN-2026	16-JAN-2026	N586AA	27.3	28.5	1.2	\$510.00		\$30.00		\$108.00
31-JAN-2026	18-JAN-2026	N586AA	28.5	29.9	1.4					\$0.00
31-JAN-2026	20-JAN-2026	N586AA	29.9	31.6	1.7	\$722.50	\$722.50			\$144.50
31-JAN-2026	22-JAN-2026	N586AA	31.6	33.5	1.9	\$807.50		\$47.50		\$171.00
31-JAN-2026	24-JAN-2026	N586AA	33.5	35.7	2.2					\$0.00
31-JAN-2026	26-JAN-2026	N586AA	35.7	38.1	2.4	\$1,020.00				\$204.00
28-FEB-2026	10-FEB-2026	N586AA	38.1	40.7	2.6					\$0.00
28-FEB-2026	12-FEB-2026	N586AA	40.7	43.6	2.9	\$1,232.50				\$246.50
28-FEB-2026	14-FEB-2026	N586AA	43.6	46.7	3.1	\$1,317.50				\$263.50
28-FEB-2026	16-FEB-2026	N586AA	46.7	50.1	3.4	\$1,445.00		\$85.00		\$306.00
28-FEB-2026	18-FEB-2026	N586AA	50.1	53.7	3.6					\$0.00
28-FEB-2026	20-FEB-2026	N586AA	53.7	57.5	3.8	\$1,615.00	\$1,615.00			\$323.00

1 - 15 of 73

Note: You can change primary report to the detail report, which displays each flight information and corresponding calculated number based on the logic. When data is uploaded, it removes the client's name for privacy reason.



# Flight Leaseback Pro - Aircraft Detail

Output Number	Sum of	When
Flight Hour	Hobbs Total	
Non-Revenue Hours	Hobbs Total	Activity Type is like 'Non-Revenue%'
Revenue Hours	Hobbs Total	Activity Type is not like 'Non-Revenue%'
Revenue Amount	Hobbs Total * Rent	Activity Type is not like 'Non-Revenue%'
Owner flown Hours	Hobbs Total	Activity Type is like 'Owner Instruction%'
Owner flown Revenue Amount	Hobbs Total * Rent	Activity Type is like 'Owner Instruction%'
Fuel Surcharge Hours	Hobbs Total	Activity Type is like 'Instruction Flight%' OR 'Private Pilot Training%'
Fuel Surcharge Amount	Hobbs Total * Fuel Surcharge	Activity Type is like 'Instruction Flight%' OR 'Private Pilot Training%'
Taxable Hours	Hobbs Total	Instructor Name is null
Taxable Amount	Hobbs Total * Rent * Sales Tax %	Instructor Name is null
Revenues to Calculate Marketing Fee	Hobbs Total * Rent	Activity Type is not like 'Non-Revenue%' (Activity Type is not like 'Owner Instruction%', when owner use is not included in the calculation)
Marketing Fee	Hobbs Total * Rent * Marketing Fee %	Activity Type is not like 'Non-Revenue%' (Activity Type is not like 'Owner Instruction%', when owner use is not included in the calculation)



# Flight Leaseback Pro - Aircraft Detail

MEL - Flight Leaseback Pro (DEV) ipdemo

**Aircrafts \**  
**Aircraft Information**

Show All Edit Aircraft N586AA Aircraft Periodic Fees Aircraft Revenues **Aircraft Expenses** Aircraft Documents

**Aircraft Expenses**

Q Go 1 Primary Report Rows 50 Actions

Group By

Expense Month End Date	Sum Expense Amount
31-JAN-2026	\$752.00
28-FEB-2026	\$862.00
31-MAR-2026	\$719.00
30-APR-2026	\$894.00
31-MAY-2026	\$1,623.66
30-JUN-2026	\$4,889.33
	<b>\$9,739.99</b>

1 - 6 of 6

Note: Aircraft Expenses Tab displays summary of expenses per month as a primary report. All such interactive reports can be customized and saved for future use by end user.



# Flight Leaseback Pro - Aircraft Detail

MEL - Flight Leaseback Pro (DEV) ifpdemo

**Aircraft Information**

Show All Edit Aircraft N586AA Aircraft Periodic Fees Aircraft Revenues **Aircraft Expenses** Aircraft Documents

**Aircraft Expenses**

Search:  Go Expense Data Details Rows: 20 Actions

Alternative Default: Expense Data Details

Registration Tail No	Expense Date	Expense Type Code	Expense Type Desc	Expense Desc	Expense Amount	Expense Note
N586AA	30-JAN-2026	OIL	Oil Expense		\$12.00	
N586AA	30-JAN-2026	FUEL	Fuel at the Local Airport		\$525.00	
N586AA	30-JAN-2026	PILOT	Pilot Service to Transport Aircraft		\$200.00	
N586AA	30-JAN-2026	TKS	TKS Expense		\$15.00	
N586AA	28-FEB-2026	OIL	Oil Expense		\$10.00	
N586AA	28-FEB-2026	TKS	TKS Expense		\$17.00	
N586AA	28-FEB-2026	PILOT	Pilot Service to Transport Aircraft		\$220.00	
N586AA	28-FEB-2026	FUEL	Fuel at the Local Airport		\$615.00	
N586AA	20-MAR-2026	OIL	Oil Expense		\$14.00	
N586AA	20-MAR-2026	TKS	TKS Expense		\$20.00	
N586AA	20-MAR-2026	FUEL	Fuel at the Local Airport		\$445.00	
N586AA	20-MAR-2026	PILOT	Pilot Service to Transport Aircraft		\$240.00	
N586AA	15-APR-2026	OIL	Oil Expense		\$12.00	
N586AA	15-APR-2026	TKS	TKS Expense		\$22.00	
N586AA	15-APR-2026	FUEL	Fuel at the Local Airport		\$600.00	
N586AA	15-APR-2026	PILOT	Pilot Service to Transport Aircraft		\$260.00	
N586AA	15-MAY-2026	FUEL	Fuel at the Local Airport	51.6 x \$7.99	\$412.28	
N586AA	20-MAY-2026	FUEL	Fuel at the Local Airport		\$420.00	
N586AA	20-MAY-2026	FUEL	Fuel at the Local Airport	Reimbursement	\$49.21	
N586AA	20-MAY-2026	FUEL	Fuel at the Local Airport	53.8 x \$7.94	\$427.17	

1 - 20 of 44

Note: You can change primary report to the detail report, which displays each expense information.



# Flight Leaseback Pro - Aircraft Detail

MEL - Flight Leaseback Pro (DEV) ipdemo

Home  
Aircrafts  
Data Upload  
Data Admin  
Accounting  
Configuration

## Aircraft Information

Aircrafts \

Show All Edit Aircraft N586AA Aircraft Periodic Fees Aircraft Revenues **Aircraft Expenses** Aircraft Documents

**Aircraft Expenses**

Go 1. Summary by Month and Expense Code Rows 20 Actions

Group By

Expense Month End Date	Expense Type Code	Sum Expense Amount
31-JAN-2026	OIL	\$12.00
31-JAN-2026	FUEL	\$525.00
31-JAN-2026	PILOT	\$200.00
31-JAN-2026	TKS	\$15.00
28-FEB-2026	OIL	\$10.00
28-FEB-2026	TKS	\$17.00
28-FEB-2026	PILOT	\$220.00
28-FEB-2026	FUEL	\$615.00
31-MAR-2026	OIL	\$14.00
31-MAR-2026	TKS	\$20.00
31-MAR-2026	FUEL	\$445.00
31-MAR-2026	PILOT	\$240.00
30-APR-2026	OIL	\$12.00
30-APR-2026	TKS	\$22.00
30-APR-2026	FUEL	\$600.00
30-APR-2026	PILOT	\$260.00
31-MAY-2026	FUEL	\$1,308.66
31-MAY-2026	TKS	\$25.00
31-MAY-2026	OIL	\$10.00
31-MAY-2026	PILOT	\$280.00

1 - 20 of 28

Note: You can change to display summary by month and expense code.



# Flight Leaseback Pro - Aircraft Detail

MEL - Flight Leaseback Pro (DEV) flipdemo

Home  
Aircrafts  
Data Upload  
Data Admin  
Accounting  
Configuration

Aircrafts \

## Aircraft Information

Show All Edit Aircraft N586AA Aircraft Periodic Fees Aircraft Revenues Aircraft Expenses **Aircraft Documents**

**Aircraft Documents**

Search: All Text Columns  Go Actions

<input type="checkbox"/>	Aircraft Document Desc	Aircraft Document Link	Document View Link	Aircraft Document Notes
<input checked="" type="checkbox"/>	DEMO - Expense Data Detail Load	<a href="https://docs.google.com/spreadsheets/d/1KnSVpeHuwetCdBHVlinQ9MmiWML...">https://docs.google.com/spreadsheets/d/1KnSVpeHuwetCdBHVlinQ9MmiWML...</a>	<a href="#">View DEMO - Expense Data Detail Load</a>	Test Link - You can add links to google drive documents
<input type="checkbox"/>	DEMO - Flight Data Detail Load	<a href="https://docs.google.com/spreadsheets/d/1sa1yXpc8yDcCCO2zgGg85kKg3eKF9...">https://docs.google.com/spreadsheets/d/1sa1yXpc8yDcCCO2zgGg85kKg3eKF9...</a>	<a href="#">View DEMO - Flight Data Detail Load</a>	
<input type="checkbox"/>	DEMO - LeasebackTransactions Data Load	<a href="https://docs.google.com/spreadsheets/d/1CvPRizuXIEU13dOsAyxHyyWAa8Mep...">https://docs.google.com/spreadsheets/d/1CvPRizuXIEU13dOsAyxHyyWAa8Mep...</a>	<a href="#">View DEMO - LeasebackTransactions Data Load</a>	

1 rows selected Total 3

Note: You can organize and maintain the aircraft related document by adding hyperlinks to the document, such as google drive document.



# Flight Leaseback Pro – Data Upload

The screenshot displays the MEL - Flight Leaseback Pro (DEV) web application. The top navigation bar is blue with a hamburger menu icon on the left and a user profile icon labeled 'flpdemo' on the right. A dark sidebar on the left contains navigation links: Home, Aircrafts, Data Upload, Data Admin, Accounting, and Configuration. The main content area is titled 'Data Upload' and features a blue header for 'Monthly Flight and Expenses Data Upload'. Below this header, there are three data upload options, each with a circular icon and a detailed description:

- Flight Data Details** (Aircraft icon): Upload Flight Data Details from xlsx file, sourced from Flight Scheduling System in a specific format. Once the file is loaded, it displays data on the screen and enables "Load Data to the Stage Table" button to Load data to the stage table. Once loaded into the stage table, it displays "Process Stage Data" button if there are no errors. Clicking on that button refreshes the data for that period in the main table.
- Expense Data Details** (Dollar sign icon): Upload Expense Data Details from xlsx file, sourced from Expense management System in a specific format. Once the file is loaded, it displays data on the screen and enables "Load Data to the Stage Table" button to Load data to the stage table. Once loaded into the stage table, it displays "Process Stage Data" button if there are no errors. Clicking on that button refreshes the data for that period in the main table.
- Leaseback Transactions Data** (Dollar sign icon): Upload Leaseback transaction (payments made and received per aircraft) Details from xlsx file, sourced from Financial Institution System in a specific format. Once the file is loaded, it displays data on the screen and enables "Load Data to the Stage Table" button to Load data to the stage table. Once loaded into the stage table, it displays "Process Stage Data" button if there are no errors. Clicking on that button refreshes the data for that period in the main table.

**Note:** You just need to upload three datasets (Flight Data, Expense Data and Leaseback Transactions) to the system using xlsx file in a specific format.



# Flight Leaseback Pro – Data Upload

The screenshot displays the MEL - Flight Leaseback Pro (DEV) web application. The top navigation bar is blue with the text 'MEL - Flight Leaseback Pro (DEV)' on the left and a user profile icon labeled 'flpdemo' on the right. A dark sidebar on the left contains navigation links: Home, Aircrafts, Data Upload, Data Admin, Accounting, and Configuration. The main content area is titled 'Data Upload' and features a blue header for 'Monthly Flight and Expenses Data Upload'. Below this header, there are three data upload options, each with a circular icon and a title:

- Flight Data Details** (Icon: airplane): Upload Flight Data Details from xlsx file, sourced from Flight Scheduling System in a specific format. Once the file is loaded, it displays data on the screen and enables "Load Data to the Stage Table" button to Load data to the stage table. Once loaded into the stage table, it displays "Process Stage Data" button if there are no errors. Clicking on that button refreshes the data for that period in the main table.
- Expense Data Details** (Icon: dollar sign): Upload Expense Data Details from xlsx file, sourced from Expense management System in a specific format. Once the file is loaded, it displays data on the screen and enables "Load Data to the Stage Table" button to Load data to the stage table. Once loaded into the stage table, it displays "Process Stage Data" button if there are no errors. Clicking on that button refreshes the data for that period in the main table.
- Leaseback Transactions Data** (Icon: dollar sign): Upload Leaseback transaction (payments made and received per aircraft) Details from xlsx file, sourced from Financial Institution System in a specific format. Once the file is loaded, it displays data on the screen and enables "Load Data to the Stage Table" button to Load data to the stage table. Once loaded into the stage table, it displays "Process Stage Data" button if there are no errors. Clicking on that button refreshes the data for that period in the main table.

Note: You just need to upload three datasets (Flight Data, Expense Data and Leaseback Transactions) to the system using xlsx file in a specific format. Data upload is only available to who ever is granted such permissions.



# Flight Leaseback Pro – Data Upload

The screenshot displays the web application interface for MEL - Flight Leaseback Pro (DEV). The top navigation bar is blue and contains the application name and a user profile icon for 'admin@meldemo.com'. A dark sidebar on the left lists navigation options: Home, Aircrafts, Data Upload (highlighted), Data Admin, Accounting, Configuration, and MEL Applications. The main content area shows the breadcrumb 'Data Upload \', the title 'Flight Data Details Upload', and a blue header for the 'Flight Detail Dataload to Stage (replaces the dataset)' process. Below this is a large white box with a folder icon and the text 'Drag and Drop' and 'Supported formats XLSX.', accompanied by a 'Choose File' button. A note at the bottom states: 'NOTE: THIS PROCESS REMOVES THE EXISTING DATA IN THE STAGE TABLE AND REPLACES WITH NEW DATASET.'

Note: You just need to drag and drop the datafile in xlsx specific format. If no errors, then it displays data on the screen.

Sample Datafile Templates:

[Flight Data Details Template](#)

[Expenses Data File Template](#)

[Leaseback Transaction File Template](#)



# Flight Leaseback Pro – Data Upload

MEL - Flight Leaseback Pro (DEV) admin@meldemo.com

Home  
Aircrafts  
Data Upload  
Data Admin  
Accounting  
Configuration  
MEL Applications

Data Upload \

## Flight Data Details Upload

Flight Detail Dataload to Stage (replaces the dataset)

Loaded File  
1 - Sample - Flight Data Detail Load.xlsx

Preview of Data in the Given File Clear and Re-Load the File Load Data to the Stage Table

1	Flight Date	Mismatch Status	Client 1 Name	Registration/Tail	Activity Type	Hobbs (Out)	Hobbs (In)	Hobbs (Total)	Tach 1 (Out)	Tach 1 (In)
2	2026-01-10		MEL Flight School	N586AA	BLM: Non-Revenue	25.1	25.6	0.5	24.1	24.6
3	2026-01-12		Client 1 Name	N586AA	BLM: Discovery Flight	25.6	26.3	0.6999999999999999	24.6	25.3
4	2026-01-14		Client 2 Name	N586AA	BLM: Discovery Flight	26.3	27.3	1	25.3	26.3
5	2026-01-16		Client 3 Name	N586AA	BLM: Private Pilot Training	27.3	28.5	1.1999999999999999	26.3	27.5

Note: Click on “Load data to the Stage Table.





# Flight Leaseback Pro – Data Upload

MEL - Flight Leaseback Pro (DEV)

Data loading finished: 372 rows processed.

Data Upload \ Flight Data Details Upload

Action	Error Information	Registration Tail No	Flight Date	Activity Airport	Activity Type	Instructor Name	Hobbs Out	Hobbs In	Hobbs Total
PROCESS		N678GG	25-MAY-2026	39N	Instruction Flight	Instructor 4	161.8	163	1.2
PROCESS		N678GG	26-MAY-2026	BLM	Non-Revenue	Instructor 1	163	164.4	1.4
ERROR	Aircraft REGISTRATION_TAIL_NO. N678GG is not an active aircraft for given flight date.	N678GG	12-JUN-2026	BLM	Discovery Flight	Instructor 1	164.4	166.1	1.7
ERROR	Aircraft REGISTRATION_TAIL_NO. N678GG is not an active aircraft for given flight date.	N678GG	13-JUN-2026	BLM	Non-Revenue	Instructor 1	166.1	168	1.9
ERROR	Aircraft REGISTRATION_TAIL_NO. N678GG is not an active aircraft for given flight date.	N678GG	14-JUN-2026	BLM	Discovery Flight	Instructor 1	168	170.2	2.2
ERROR	Aircraft REGISTRATION_TAIL_NO. N678GG is not an active aircraft for given flight date.	N678GG	15-JUN-2026	BLM	Discovery Flight	Instructor 2	170.2	172.6	2.4
ERROR	Aircraft REGISTRATION_TAIL_NO. N678GG is not an active aircraft for given flight date.	N678GG	16-JUN-2026	BLM	Private Pilot Training	Instructor 3	172.6	175.2	2.6
ERROR	Aircraft REGISTRATION_TAIL_NO. N678GG is not an active aircraft for given flight date.	N678GG	17-JUN-2026	BLM	Non-Revenue	Instructor 4	175.2	178.1	2.9
ERROR	Aircraft REGISTRATION_TAIL_NO. N678GG is not an active aircraft for given flight date.	N678GG	18-JUN-2026	39N	Owner Instruction	Instructor 1	178.1	181.2	3.1

Note: Scroll thru the rows and find the issues and fix it in the datafile and re-upload to stage and then click on “Process Stage Data”, which will refresh/replace the data in the main table for same aircraft and same period. If you have maintained data manually via screen which were already loaded then be careful, those may be replaced as well.

Process checks for Hobbs & Tach gaps, valid Registration/Tail No. etc. Similar interface to upload Expenses and Leaseback Transaction data files.



# Flight Leaseback Pro – Data Admin

MEL - Flight Leaseback Pro (DEV) admin@meldemo.com

## Data Admin

### Flight and Expenses Data Admin

- Flight Data Details**  
List of Flight Data Details (either loaded from xlsx file or manually entered) and the Maintenance Screens to maintain Flight Data Detail Information.
- Expense Data Details**  
List of Expense Data Details (either loaded from xlsx file or manually entered) and the Maintenance Screens to maintain Expense Data Detail Information.
- Leaseback Transactions**  
List of Leaseback Transactions (either loaded from xlsx file or manually entered) and the Maintenance Screens to maintain Leaseback Transactions Detail Information.

Note: Data Admin module allows you to maintain uploaded data thru screens. Also, it has reporting data in various formats, summary, etc. and downloaded if you have proper permissions.



# Flight Leaseback Pro – Accounting

MEL - Flight Leaseback Pro (DEV) admin@meldemo.com

## Accounting

### Marketing Report

- Hobbs and Tach verification**  
It verifies the beginning Hobbs out for the month is matching with the previous month Hobbs out and displays error message if any discrepancies.  
**IT IS IMPORTANT TO RUN THIS REPORT AND MAKE SURE THERE ARE NO DISCREPANCIES, BEFORE YOU RUN MARKETING REPORT.**
- Marketing Report**  
Allows you to generate Marketing report for selected month and aircraft per owner, which details of Revenues, Expenses, Marketing Fee and Net Revenue.

Note: Accounting module where you can verify data integrity across all different periods. It check Hobbs and Tach start numbers with prior month end numbers, before you run marketing report and generate emails. If there are any discrepancies it will be displayed and you might want to fix those before running and distributing the reports.



# Flight Leaseback Pro – Accounting

MEL - Flight Leaseback Pro (DEV) admin@meldemo.com

Accounting \ Marketing Report

Accounting Period Year: 2026 | Accounting Period Date: 30-JUN-2026 | Aircraft Owner Id: Dave Enterprises LLC | Aircraft Id: NS86AA

Go 1. Primary Report Rows: 25 Actions

Background Green and Text Blue (BYTB)  Background Yellow and Text Blue (BYTB)  Background Yellow and Text Red (BYTR)

Accounting Period Date	Registration Tail No	Report Line Item Sort Order	Report Line Item Name	Hours	Amc
31-JAN-2026	NS86AA	100	Flight Hours this month	13.0	
31-JAN-2026	NS86AA	110	Non-Revenue Hours	4.1	
31-JAN-2026	NS86AA	120	Revenue Hours	8.9	
31-JAN-2026	NS86AA	130	Owner Flown Revenue Hours	1.7	
31-JAN-2026	NS86AA	140	Fuel Surcharge Revenue		\$77.50
31-JAN-2026	NS86AA	150	Rental revenues including tax		\$3,782.50
31-JAN-2026	NS86AA	160	Total Revenues collected incl tax		\$3,860.00
31-JAN-2026	NS86AA	170	Taxes		\$0.00
31-JAN-2026	NS86AA	180	Owner flown revenue before tax		\$722.50
31-JAN-2026	NS86AA	190	Revenues collected subject to mit fee		\$3,860.00
31-JAN-2026	NS86AA	200	Net hourly rate non owner		\$435.76
31-JAN-2026	NS86AA	210	Marketing Fee ==> 20%		\$772.00
31-JAN-2026	NS86AA	220	Gross Revenue before expenses		\$3,088.00
31-JAN-2026	NS86AA	1100	Hangar Fees		\$750.00
31-JAN-2026	NS86AA	1110	Monthly Service Fees		\$0.00
31-JAN-2026	NS86AA	1120	Fuel Expense		\$525.00
31-JAN-2026	NS86AA	1170	Maintenance pilot and plane costs		\$200.00
31-JAN-2026	NS86AA	1180	Maintenance		\$0.00
31-JAN-2026	NS86AA	1190	Insurance		\$0.00
31-JAN-2026	NS86AA	1200	Outside detailing		\$0.00
31-JAN-2026	NS86AA	1210	Oil/TKS		\$27.00
31-JAN-2026	NS86AA	1220	Total Expenses		\$1,978.63
31-JAN-2026	NS86AA	2000	Net Revenues		\$1,586.00
31-JAN-2026	NS86AA	3000	Leaseback Transaction Amount:		-\$1,586.00
31-JAN-2026	NS86AA	4000	Net Balance to Carryforward:		\$0.00

1 - 25 of 150

Note: Marketing primary report is generated for selected Accounting period and Aircraft for that month only.



# Flight Leaseback Pro – Accounting

MEL - Flight Leaseback Pro (DEV) admin@meldemo.com

Accounting \ Marketing Report

Accounting Period Year: 2026 | Accounting Period Date: 30-JUN-2026 | Aircraft Owner Id: Dave Enterprises LLC | Aircraft Id: NS86AA

Go 1. Marketing Report pivot by the Month Rows: 25 Actions

Buttons: Email Marketing Report for Selected Aircraft, Email Marketing Report for All Active Aircraft

Tab: Saved Report = "Marketing Report pivot by the Month" Pivot

Registration Tail No	Report Line Item Sort Order	Report Line Item Name	31-JAN-2026		28-FEB-2026		31-MAR-2026		30-APR-2026		31-MAY-2026		30-JUN-2026	
			Hours	Amount	Hours	Amount	Hours	Amount	Hours	Amount	Hours	Amount	Hours	Amount
NS86AA	100	Flight Hours this month	13.0		24.7		23.8		22.1		41.5		31.0	
NS86AA	110	Non-Revenue Hours	4.1		6.7		7.9		10.8		14.7		10.1	
NS86AA	120	Revenue Hours	8.9		18.0		15.9		11.3		26.8		20.9	
NS86AA	130	Owner Flown Revenue Hours	1.7		3.8		2.6		1.4		5.5		5.8	
NS86AA	140	Fuel Surcharge Revenue		\$77.50		\$187.50		\$127.50		\$67.50		\$262.50		\$197.50
NS86AA	150	Rental revenues including tax		\$3,782.50		\$7,650.00		\$6,757.50		\$4,802.50		\$11,390.00		\$9,085.00
NS86AA	160	Total Revenues collected incl tax		\$3,860.00		\$7,837.50		\$6,885.00		\$4,870.00		\$11,652.50		\$9,282.50
NS86AA	170	Taxes		\$0.00		\$0.00		\$0.00		\$0.00		\$0.00		\$0.00
NS86AA	180	Owner flown revenue before tax		\$722.50		\$1,615.00		\$1,105.00		\$595.00		\$2,337.50		\$2,525.00
NS86AA	190	Revenues collected subject to mkt fee		\$3,860.00		\$7,837.50		\$6,885.00		\$4,870.00		\$11,652.50		\$9,282.50
NS86AA	200	Net hourly rate non owner		\$435.76		\$438.20		\$434.59		\$431.82		\$437.32		\$447.52
NS86AA	210	Marketing Fee ==> 20%		\$772.00		\$1,567.50		\$1,377.00		\$974.00		\$2,330.50		\$1,856.50
NS86AA	220	Gross Revenue before expenses		\$3,088.00		\$6,270.00		\$5,508.00		\$3,896.00		\$9,322.00		\$7,426.00
NS86AA	1100	Hangar Fees		\$750.00		\$750.00		\$750.00		\$750.00		\$750.00		\$750.00
NS86AA	1110	Monthly Service Fees		\$0.00		\$0.00		\$0.00		\$0.00		\$0.00		\$0.00
NS86AA	1120	Fuel Expense		\$525.00		\$615.00		\$445.00		\$600.00		\$1,308.66		\$1,489.45
NS86AA	1170	Maintenance pilot and plane costs		\$200.00		\$220.00		\$240.00		\$260.00		\$280.00		\$860.00
NS86AA	1180	Maintenance		\$0.00		\$0.00		\$0.00		\$0.00		\$0.00		\$145.88
NS86AA	1190	Insurance		\$0.00		\$0.00		\$0.00		\$0.00		\$0.00		\$2,000.00
NS86AA	1200	Outside detailing		\$0.00		\$0.00		\$0.00		\$0.00		\$0.00		\$300.00
NS86AA	1210	Oil/TKS		\$27.00		\$27.00		\$34.00		\$34.00		\$35.00		\$94.00
NS86AA	1220	Total Expenses		\$1,978.63		\$2,088.63		\$1,945.63		\$2,120.63		\$2,850.29		\$6,140.96
NS86AA	2000	Net Revenues		\$1,586.00		\$4,658.00		\$4,039.00		\$2,252.00		\$6,948.34		\$1,786.67

Note: Selecting “Marketing Report pivot by the Month” generates a matrix report from beginning of the year to selected accounting period.



# Flight Leaseback Pro – Accounting

MEL - Flight Leaseback Pro (DEV) admin@meldemo.com

Accounting \ Marketing Report

Accounting Period Year: 2026 | Accounting Period Date: 30-JUN-2026 | Aircraft Owner Id: Dave Enterprises LLC | Aircraft Id: NS86AA

Go 1. Marketing Report pivot by the Month Rows: 25 Actions

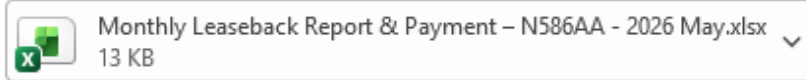
Buttons: [Email Marketing Report for Selected Aircraft](#) [Email Marketing Report for All Active Aircraft](#)

Registration Tail No	Report Line Item Sort Order	Report Line Item Name	31-JAN-2026		28-FEB-2026		31-MAR-2026		30-APR-2026		31-MAY-2026		30-JUN-2026	
			Hours	Amount	Hours	Amount	Hours	Amount	Hours	Amount	Hours	Amount	Hours	Amount
NS86AA	100	Flight Hours this month	13.0		24.7		23.8		22.1		41.5		31.0	
NS86AA	110	Non-Revenue Hours	4.1		6.7		7.9		10.8		14.7		10.1	
NS86AA	120	Revenue Hours	8.9		18.0		15.9		11.3		26.8		20.9	
NS86AA	130	Owner Flown Revenue Hours	1.7		3.8		2.6		1.4		5.5		5.8	
NS86AA	140	Fuel Surcharge Revenue		\$77.50		\$187.50		\$127.50		\$67.50		\$262.50		\$197.50
NS86AA	150	Rental revenues including tax		\$3,782.50		\$7,650.00		\$6,757.50		\$4,802.50		\$11,390.00		\$9,085.00
NS86AA	160	Total Revenues collected incl tax		\$3,860.00		\$7,837.50		\$6,885.00		\$4,870.00		\$11,652.50		\$9,282.50
NS86AA	170	Taxes		\$0.00		\$0.00		\$0.00		\$0.00		\$0.00		\$0.00
NS86AA	180	Owner flown revenue before tax		\$722.50		\$1,615.00		\$1,105.00		\$595.00		\$2,337.50		\$2,525.00
NS86AA	190	Revenues collected subject to mkt fee		\$3,860.00		\$7,837.50		\$6,885.00		\$4,870.00		\$11,652.50		\$9,282.50
NS86AA	200	Net hourly rate non owner		\$435.76		\$438.20		\$434.59		\$431.82		\$437.32		\$447.52
NS86AA	210	Marketing Fee ==> 20%		\$772.00		\$1,567.50		\$1,377.00		\$974.00		\$2,330.50		\$1,856.50
NS86AA	220	Gross Revenue before expenses		\$3,088.00		\$6,270.00		\$5,508.00		\$3,896.00		\$9,322.00		\$7,426.00
NS86AA	1100	Hangar Fees		\$750.00		\$750.00		\$750.00		\$750.00		\$750.00		\$750.00
NS86AA	1110	Monthly Service Fees		\$0.00		\$0.00		\$0.00		\$0.00		\$0.00		\$0.00
NS86AA	1120	Fuel Expense		\$525.00		\$615.00		\$445.00		\$600.00		\$1,308.66		\$1,489.45
NS86AA	1170	Maintenance pilot and plane costs		\$200.00		\$220.00		\$240.00		\$260.00		\$280.00		\$860.00
NS86AA	1180	Maintenance		\$0.00		\$0.00		\$0.00		\$0.00		\$0.00		\$145.88
NS86AA	1190	Insurance		\$0.00		\$0.00		\$0.00		\$0.00		\$0.00		\$2,000.00
NS86AA	1200	Outside detailing		\$0.00		\$0.00		\$0.00		\$0.00		\$0.00		\$300.00
NS86AA	1210	Oil/TKS		\$27.00		\$27.00		\$34.00		\$34.00		\$35.00		\$94.00
NS86AA	1220	Total Expenses		\$1,978.63		\$2,088.63		\$1,945.63		\$2,120.63		\$2,850.29		\$6,140.96
NS86AA	2000	Net Revenues		\$1,586.00		\$4,658.00		\$4,039.00		\$2,252.00		\$6,948.34		\$1,786.67

Note: Clicking on these buttons generates marketing report and sends it in an email to the user who is logged in. First button is for only selected aircraft, and the second button is to generate email with report for each active aircraft for the selected period.



# Flight Leaseback Pro – Accounting



Dear Dave,

Please find the attached monthly leaseback statement for N586AA. This month we logged a total of 41.5 hours, generating a gross revenue of \$9,322.00, after deducting the \$2,330.50 management fee.'

After deducting incurred maintenance/fuel, etc. expenses, your net payment for the period is \$6,948.34.

Total net revenues so far is \$19,483.34, applying leaseback transactions -\$19,483.00, the net balance to carryforward is \$0.34.

Please review the attached Marketing, Flight Details, Expenses and Transactions sheets, and let us know, if you find any discrepancies. Reach out if you have any questions.

Best regards,  
Accounting Administrator,  
MEL Demo Flight School

123-456-7890

Note: Here is a sample email, with attached report.



# Flight Leaseback Pro – Accounting

Marketing Report for N586AA as of 31-MAY-2026											
	31-JAN-2026		28-FEB-2026		31-MAR-2026		30-APR-2026		31-MAY-2026		
Description	Hours	Amount	Hours	Amount	Hours	Amount	Hours	Amount	Hours	Amount	
Flight Hours this month	13.0		24.7		23.8		22.1		41.5		
Non-Revenue Hours	4.1		6.7		7.9		10.8		14.7		
Revenue Hours	8.9		18.0		15.9		11.3		26.8		
Owner Flown Revenue Hours	1.7		3.8		2.6		1.4		5.5		
Fuel Surcharge Revenue		\$ 77.50		\$ 187.50		\$ 127.50		\$ 67.50		\$ 262.50	
Rental revenues including tax		\$ 3,782.50		\$ 7,650.00		\$ 6,757.50		\$ 4,802.50		\$ 11,390.00	
Total Revenues collected incl tax		\$ 3,860.00		\$ 7,837.50		\$ 6,885.00		\$ 4,870.00		\$ 11,652.50	
Taxes		\$ 0.00		\$ 0.00		\$ 0.00		\$ 0.00		\$ 0.00	
Owner flown revenue before tax		\$ 722.50		\$ 1,615.00		\$ 1,105.00		\$ 595.00		\$ 2,337.50	
Revenues collected subject to mkt fee		\$ 3,860.00		\$ 7,837.50		\$ 6,885.00		\$ 4,870.00		\$ 11,652.50	
Net hourly rate non owner		\$ 435.76		\$ 438.20		\$ 434.59		\$ 431.82		\$ 437.32	
Marketing Fee ==> 20%		\$ 772.00		\$ 1,567.50		\$ 1,377.00		\$ 974.00		\$ 2,330.50	
Gross Revenue before expenses		\$ 3,088.00		\$ 6,270.00		\$ 5,508.00		\$ 3,896.00		\$ 9,322.00	
Hangar Fees		\$ 750.00		\$ 750.00		\$ 750.00		\$ 750.00		\$ 750.00	
Monthly Service Fees		\$ 0.00		\$ 0.00		\$ 0.00		\$ 0.00		\$ 0.00	
Fuel Expense		\$ 525.00		\$ 615.00		\$ 445.00		\$ 600.00		\$ 1,308.66	
Maintenance pilot and plane costs		\$ 200.00		\$ 220.00		\$ 240.00		\$ 260.00		\$ 280.00	
Maintenance		\$ 0.00		\$ 0.00		\$ 0.00		\$ 0.00		\$ 0.00	
Insurance		\$ 0.00		\$ 0.00		\$ 0.00		\$ 0.00		\$ 0.00	
Outside detailing		\$ 0.00		\$ 0.00		\$ 0.00		\$ 0.00		\$ 0.00	
Oil/TKS		\$ 27.00		\$ 27.00		\$ 34.00		\$ 34.00		\$ 35.00	
Total Expenses		\$ 1,978.63		\$ 2,088.63		\$ 1,945.63		\$ 2,120.63		\$ 2,850.29	
Net Revenues		\$ 1,586.00		\$ 4,658.00		\$ 4,039.00		\$ 2,252.00		\$ 6,948.34	
Leaseback Transaction Amount:		-\$ 1,586.00		-\$ 4,658.00		-\$ 4,039.00		-\$ 2,252.00		-\$ 6,948.00	
Net Balance to Carryforward:		\$ 0.00		\$ 0.00		\$ 0.00		\$ 0.00		\$ 0.34	

Note: Here is a sample Marketing Sheet.



# Flight Leaseback Pro – Accounting

Flight Data Details for N586AA for 31-MAY-2026													
1	Flight Date	Mismatch Status	Client Name	Registration/Tail	Activity Airport	Activity Type	Hobbs Out	Hobbs In	Hobbs Total	Tach 1 Out	Tach 1 In	Tach 1 Total	Instructor name
2	04-May-2026		MEL Flight School	N586AA	BLM	Non-Revenue	108.7	111.1	2.4	107.7	110.1	2.4	Instructor 1
3	05-May-2026	Hidden for Privacy Reason		N586AA	BLM	Discovery Flight	111.1	113.7	2.6	110.1	112.7	2.6	Instructor 1
4	06-May-2026	Hidden for Privacy Reason		N586AA	BLM	Discovery Flight	113.7	116.6	2.9	112.7	115.6	2.9	Instructor 2
5	07-May-2026	Hidden for Privacy Reason		N586AA	BLM	Private Pilot Training	116.6	119.7	3.1	115.6	118.7	3.1	Instructor 3
6	08-May-2026		MEL Flight School	N586AA	BLM	Non-Revenue	119.7	123.1	3.4	118.7	122.1	3.4	Instructor 4
7	09-May-2026		Aircraft Owner	N586AA	39N	Owner Instruction	123.1	126.7	3.6	122.1	125.7	3.6	Instructor 1
8	10-May-2026	Hidden for Privacy Reason		N586AA	39N	Instruction Flight	126.7	130.5	3.8	125.7	129.5	3.8	Instructor 4
9	11-May-2026		MEL Flight School	N586AA	BLM	Non-Revenue	130.5	134.6	4.1	129.5	133.6	4.1	Instructor 1
10	12-May-2026	Hidden for Privacy Reason		N586AA	BLM	Discovery Flight	134.6	135.1	0.5	133.6	134.1	0.5	Instructor 1
11	13-May-2026		MEL Flight School	N586AA	BLM	Non-Revenue	135.1	135.8	0.7	134.1	134.8	0.7	Instructor 1
12	14-May-2026	Hidden for Privacy Reason		N586AA	BLM	Discovery Flight	135.8	136.8	1.0	134.8	135.8	1.0	Instructor 1
13	15-May-2026	Hidden for Privacy Reason		N586AA	BLM	Discovery Flight	136.8	138.0	1.2	135.8	137.0	1.2	Instructor 2
14	16-May-2026	Hidden for Privacy Reason		N586AA	BLM	Private Pilot Training	138.0	139.4	1.4	137.0	138.4	1.4	Instructor 3
15	17-May-2026		MEL Flight School	N586AA	BLM	Non-Revenue	139.4	141.1	1.7	138.4	140.1	1.7	Instructor 4
16	18-May-2026		Aircraft Owner	N586AA	39N	Owner Instruction	141.1	143.0	1.9	140.1	142.0	1.9	Instructor 1
17	19-May-2026	Hidden for Privacy Reason		N586AA	39N	Instruction Flight	143.0	145.2	2.2	142.0	144.2	2.2	Instructor 4
18	20-May-2026		MEL Flight School	N586AA	BLM	Non-Revenue	145.2	147.6	2.4	144.2	146.6	2.4	Instructor 1
19	21-May-2026	Hidden for Privacy Reason		N586AA	BLM	Discovery Flight	147.6	150.2	2.6	146.6	149.2	2.6	Instructor 1
20													
21													
22													
23													
24													
25													
26													
27													
28													
29													
30													
31													

Note: Here is a sample Flight Data Sheet.



# Flight Leaseback Pro – Accounting

Expenses for N586AA for 31-MAY-2026					
Expense Date	Expense Type	Activity Airport	Expense Description	Expense Amount	Expense Note
15-May-2026	Fuel at the Local Airport	KBLM	51.6 x \$7.99	\$ 412.28	
20-May-2026	Fuel at the Local Airport	39N		\$ 420.00	
20-May-2026	Fuel at the Local Airport		Reimbursement	\$ 49.21	
20-May-2026	Fuel at the Local Airport	39N	53.8 x \$7.94	\$ 427.17	
20-May-2026	TKS Expense	KBLM		\$ 25.00	
20-May-2026	Oil Expense	KBLM		\$ 10.00	
20-May-2026	Pilot Service to Transport Aircraft	KBLM-N87		\$ 280.00	
31-May-2026	Monthly Hangar Rent		Hangar Rent	\$ 750.00	Hangar Rent
				<b>\$ 2,373.66</b>	

Note: Here is a sample Expenses Sheet.







# Flight Leaseback Pro – Accounting

MEL - Flight Leaseback Pro (DEV) admin@meldemo.com

Home  
Aircrafts  
Data Upload  
Data Admin  
Accounting  
**Configuration**  
MEL Applications

## Configuration

**Configuration**

- Aircraft Owners**  
List of Aircraft Owners and the Maintenance Screens to maintain Aircraft Owner Information.
- Expense Types**  
List of Expense Types and the Maintenance Screens to maintain Expense Type Information.
- Periodic Fees Type**  
List of Periodic Fee Types and the Maintenance Screens to maintain Periodic Fee Type Information.
- Aircraft Periodic Fees**  
List of Periodic Fee Types and the Maintenance Screens to maintain Periodic Fee Type Information. Periodic Fees for an Aircraft can be defined with different effective dates for the same Periodic Fee Type. PLEASE NOTE THAT THE PRIOR RECORD AUTOMATICALLY TERMINATES WHEN YOU ENTER A NEW RECORD WITH NEW EFFECTIVE DATE WHICH IS HIGHER THAN PRIOR EFFECTIVE DATE. e.g. Aircraft Rent can have multiple records with their effective date.
- Marketing Report Config**  
Configure List of line items reported on Marketing Report, with details of revenues, expenses, marketing fee and Net revenue.

Note: Configuration option is to configure and maintain information about Aircraft Owners, Expense Types, Periodic Fee Types, Aircraft's specific fees for applicable periodic fees. Also, you can customize marketing report.



# Flight Leaseback Pro – Accounting

MEL - Flight Leaseback Pro (DEV)

- Home
- Aircrafts
- Data Upload
- Data Admin
- Accounting
- Configuration
- MEL Applications

### My MEL - Applications

#### Application Portal

This is an Application Portal built by Mauli Systems, Inc. with common features required for any new web application in Oracle Application Express (APEX).

Note: Access to Application Portal is only available to company Admins, where they can maintain users list and grant/revoke permissions to different modules in “Flight Leaseback Pro” system as they wish. There are some application monitoring report that admin can run to monitor.



# Flight Leaseback Pro – Accounting

## Edit User and User Role

\* Company **MEL Demo Flight School** ?

\* Company Branch MEL Demo Flight School - HQ ?

Available/Assigned Role(s)

(MSIFLP) Accounting Admin has full access to all Accounting Related Functions	(MSIFLP) Full Read Only Access to all the modules/Screens.
(MSIFLP) Aircraft Admin has full access to all Aircraft Related Functions	(MSIFLP) Aircraft ReadOnly has only a read access to all Aircraft Related Screens.
(MSIFLP) Company Administrator	(MSIFLP) Flight Data ReadOnly has only a read access to all Flight Data Related Screens.
(MSIFLP) Expenses Data Admin has full access to all Expenses Data Related Functions	(MSIFLP) Accounting ReadOnly has only a read access to all Accounting Related Screens.
(MSIFLP) Flight Data Admin has full access to all Flight Data Related Functions	(MSIFLP) Expenses Data ReadOnly has only a read access to Expenses Data Related Screens.
(MSIFLP) Periodic Fees Admin has full access to all Periodic Fees Related Functions	(MSIFLP) Periodic Fees ReadOnly has only a read access to Periodic Fees Related Screens.
(MSIMA) Basic Read Access to only your company Data	
(MSIMA) Company Administrator	
(MSIMA) Full Read Only Access to only your company Data	

\* User Eff Date 28-JUN-2026 ?

User Term Date ?

**Audit Information**

Note: There are different roles for application and can be assigned or removed to a user. User can also be terminated by updating termination date. Each module has ReadOnly and Admin roles. Admin role has full permission to specific module.



## Summary

- **Saves hours of manual work every month.**
- **Reduces administrative overhead.**
- **Keeps every leaseback organized and compliant.**
- **Improves visibility with real-time reporting.**
- **Scales your business without adding administrative staff.**
- **Replaces spreadsheets with a purpose-built platform.**



## Summary

- We offer FREE trial.
- Send us email to request demo.
- For more information, please contact [Info@mauli.com](mailto:Info@mauli.com).



Q&A



# Thank You!

- send me questions & comments directly:
  - Kashyap Shukla, Mauli Systems, Inc.
  - Phone: 203-788-7722
  - Email: [Kashyap\\_shukla@mauli.com](mailto:Kashyap_shukla@mauli.com)